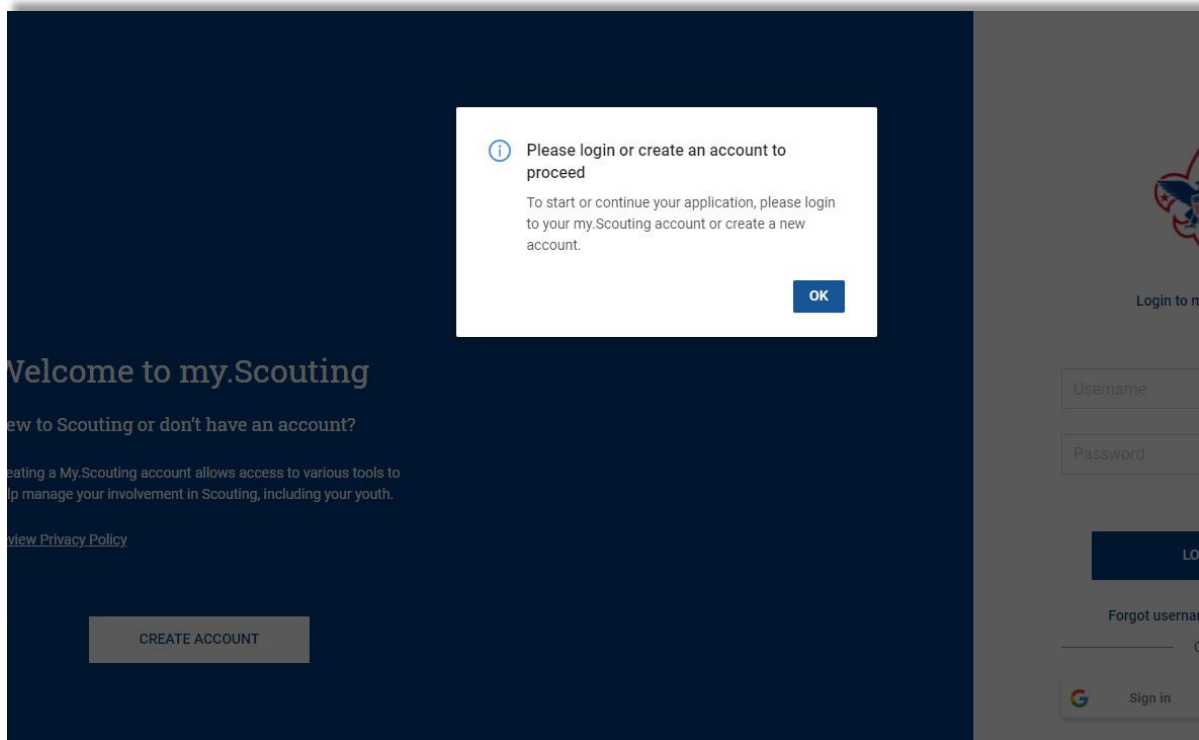


How to transfer from one council to another online

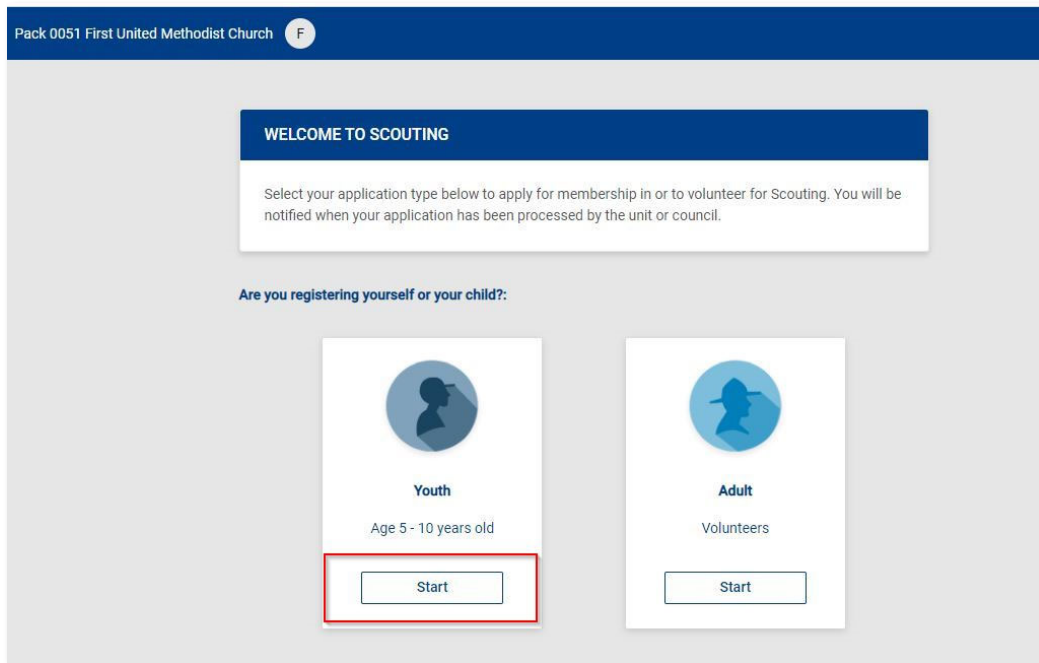
The online registration system now supports transferring your membership from one council to another if needed. In the past the only way to transfer your membership was to fill out a transfer form and a new membership application. Now you can transfer your child and/or yourself online. Any advancement and training records associated to the membership will follow the transfer application.

If moving to a new council, a parent would use the Unit QR code or URL “link” to connect to the unit they wish to transfer to. This connects to that unit’s online registration form. The unit can provide this QR code or URL link to the parent. They are found under the invitations tool tab available to the unit Key leaders.

With any online application a parent starts by logging in to My.Scouting.org. This example screen shot is the redirect message for a parent.



The parent then selects if the application will be for a youth or an adult.




Pack 0051 First United Methodist Church F

WELCOME TO SCOUTING


Select your application type below to apply for membership in or to volunteer for Scouting. You will be notified when your application has been processed by the unit or council.

Are you registering yourself or your child?:



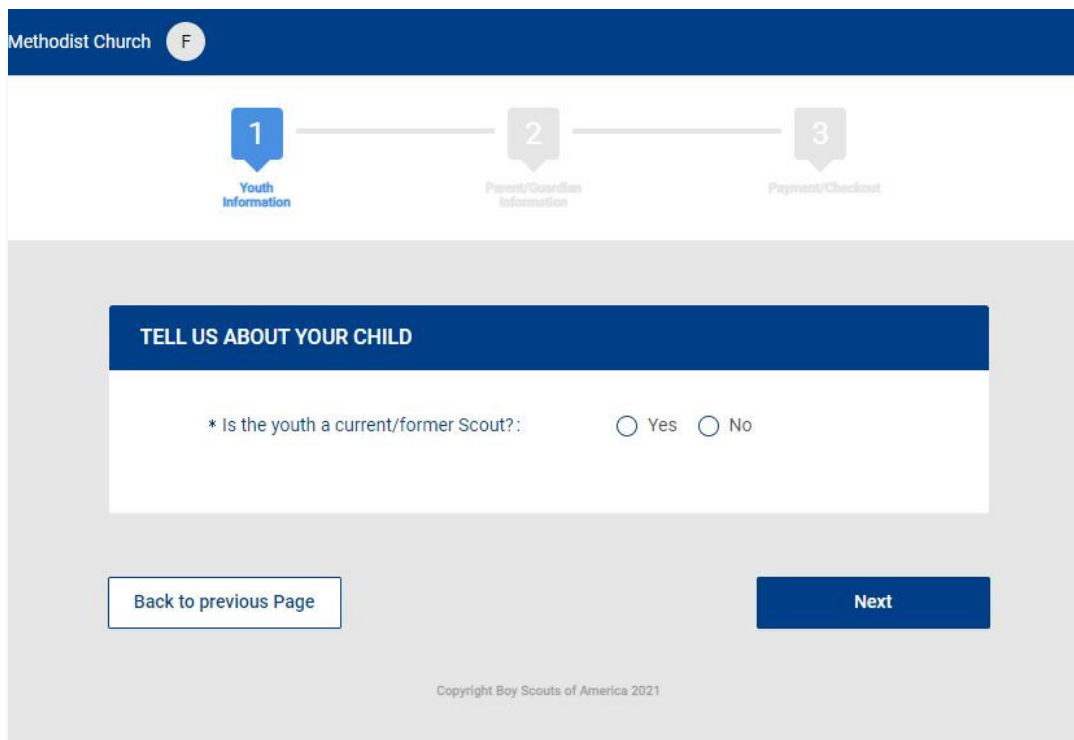
Youth
Age 5 - 10 years old

Start



Adult
Volunteers

Start



Methodist Church F

1
Youth
Information

2
Parent/Guardian
Information

3
Payment/Checkout

TELL US ABOUT YOUR CHILD

* Is the youth a current/former Scout?: ☐ Yes ☐ No

Back to previous Page

Next

Copyright Boy Scouts of America 2021

Because this is a transfer the parent must answer Yes to the first question.

The screenshot shows the 'TELL US ABOUT YOUR CHILD' form. The first question is '* Is the youth a current/former Scout?:' with radio buttons for 'Yes' (selected) and 'No'. Below this is the '* Youth member ID' field with a question mark icon. A tooltip box is open over this field, containing the text: 'If you don't know the member ID of the Youth, [Click Here](#) to search your member ID'. Below the ID field are input fields for '* Youth First Name:', '* Youth Last Name:', and '* Youth Date of Birth:' with placeholder text 'Youth First Name', 'Youth Last Name', and 'MM/DD/YYYY' respectively.

To match the transfer record the Member ID number is required. There is a handy link to help find the Member ID if needed.

The parent must then complete the basic details required and click search.

The screenshot shows the 'TELL US ABOUT YOUR CHILD' form with all fields filled out. The first question is '* Is the youth a current/former Scout?:' with radio buttons for 'Yes' (selected) and 'No'. Below this is the '* Youth member ID' field with the value '12345679' and a green checkmark. Below the ID field are input fields for '* Youth First Name:' with the value 'Charlie', '* Youth Last Name:' with the value 'Hajek', and '* Youth Date of Birth:' with the value '03/16/2019', each with a green checkmark. A red rectangle highlights the 'Search' button. At the bottom of the form are two buttons: 'Back to previous Page' and 'Next'.

The system will search for the record. When the match is found, the system will ask if intent is to transfer. Click the “Transfer” button.

Tell us about yourself

Warning

Our records indicate that you already have an active registration with Pack 0473, Gaston Oaks Baptist Church. If your intention is to transfer from Pack 0473, Gaston Oaks Baptist Church to this one, Please click "Transfer" to proceed with the application. If you wish to be registered in both units simultaneously, click the "Continue" button to finish this application.

[Back to previous Page](#) **Transfer** [Continue](#)

Copyright Boy Scouts of America 2021

The parent will see the transfer information and can verify the previous transfer from unit, and the unit being transferred into. Click “Submit Transfer”.

Transfer Registration Information

* Member ID: 111111119 ✓

* First Name: Charlie ✓

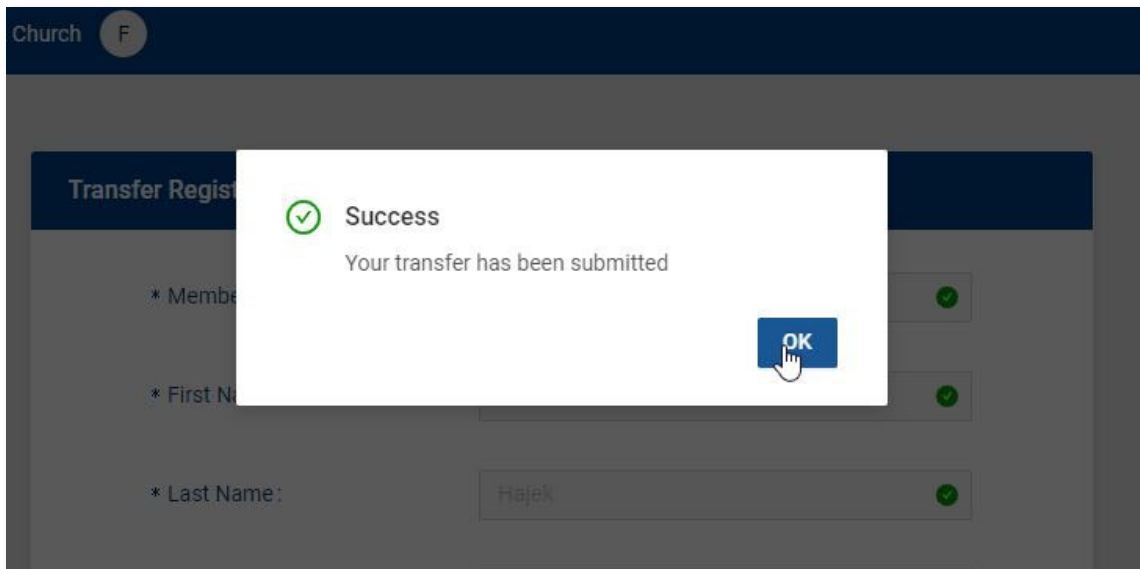
* Last Name: Hajek ✓

* Transfer From Organization: Pack 0473, Gaston Oaks Baptist Church ✓

* Transfer To Organization: Pack 0051 First United Methodist Church ✓

Submit Transfer

The process takes 5 – 10 seconds, then the parent will get a success notice.



The transfer process is completed.

Errors & Trouble shooting:

- Failed to Transfer 'SCOUT NAME' member ID: #####. Person has no valid parent/guardian relationship in our records.
 - Parent/guardian needs to have the Council they are transferring from create a relationship between them and the scout in the Council's ScoutNET database.